



THE CENTRE FOR COMMUNITY SAFETY & ROOTS OF VIOLENCE



COMMUNITY TRANSFORMATION THROUGH SOCIAL INNOVATIONS

OBJECTIVES

- A think tank that uses the public health approach to violence prevention and intervention to reduce the disproportionate rates of firearm related homicides, and serious violence in Black Canadian communities.
- Advocate for trauma-informed and proven best practices city wide with the mandate of developing a national strategy.
- Facilitate collaborations and partnerships with all three levels of government, community organizations and other stakeholders to create and implement evidence-based violence prevention and intervention strategies.

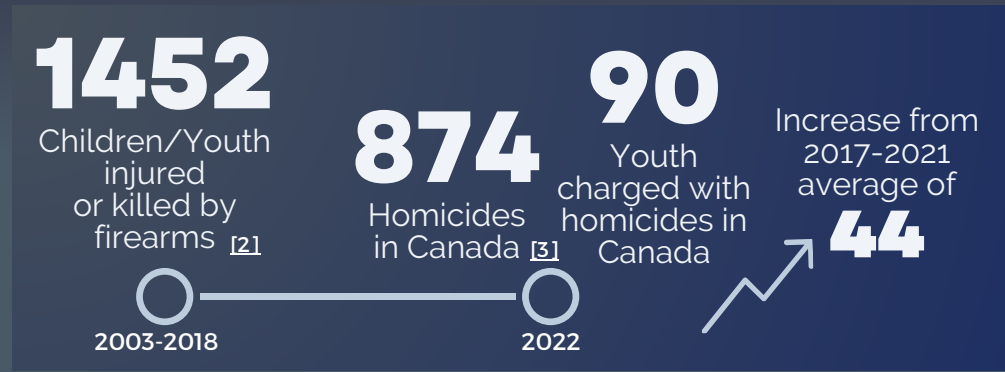
ISSUES TO ADDRESS

- Disproportionate Black homicide victimization and perpetration, with a particular focus on children/youth under 18 years of age.
- The recent increased involvement of children and youth charged in homicides (**90 in 2022** ^[11] **compared with an average of 44 charged per year over the preceding five years [2017-2021]**).
- The lack, at all levels of government, of comprehensive mandates to co-construct effective strategies that will allow for safer Black Canadian communities.

ANALYSIS

Black Canadians are disproportionately overrepresented in homicide victimization. Black Canadians account for:

- 4.3% of the Canadian adult population; and
- 5.5% of the Ontario adult population.



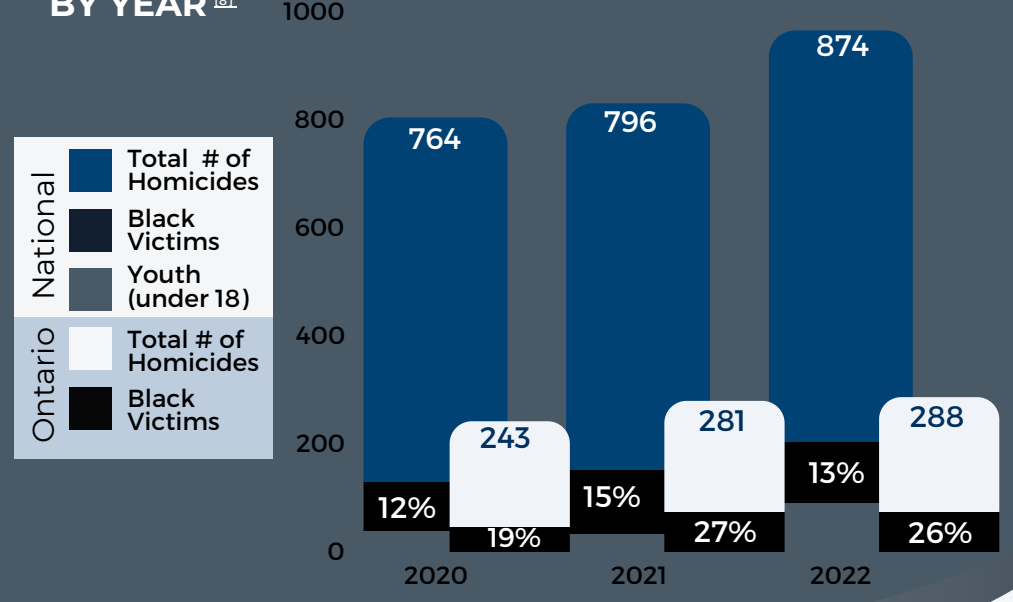
NATIONAL & PROVINCIAL (ONTARIO) HOMICIDES BY YEAR ^[8]

NATIONAL ^[6]

- **2020:** 764 homicide victims, 90 (12%) Black, 5.95 per 100,000, 39 youth
- **2021:** 796 homicide victims, 119 (15%) Black, 7.38 per 100,000, 33 Youth
- **2022:** 874 homicides victims, 114 (13%) Black, 6.70 per 100,000, 90 Youth

PROVINCIAL (ONTARIO) ^[7]

- **2020:** 243 homicide victims, 46 (19%) Black, 6.00 per 100,000
- **2021:** 281 homicides victims, 75 (27%) Black, 9.30 per 100,000
- **2022:** 288 homicides victims, 74 (26%) Black, 8.78 per 100,000



Homicide is the costliest offence.
Direct and indirect costs to tax
payers:

\$4.8million to \$5.9million^[9]

2022 National Cost of
homicide
\$4.19B to \$5.15B

2022 Toronto Cost
of homicide [4]
\$340.8M to \$418.9M

PHASE 1

Awareness through Knowledge Mobilization:

- Identify root causes using quantitative and qualitative data sets and analysis. Present findings in accessible formats - publications, infographics, op-eds, journal publications, documentary focusing on the Canadian context, etc.
- Start and maintain a national conversation by hosting conferences, symposiums, and forums with violent crimes and gun violence prevention and intervention strategies at the forefront.

PHASE 2

Capacity Building with Community:

- Share evidenced based best practices from current YAAACE community safety programs, and global best practices.
- Curate a network of B3 organizations to holistically support marginalized communities and offer capacity building workshops, training, and consultations e.g. IRCAs, and supports for: transition, reintegration, and mental health.
- Facilitate multi-sectoral and governmental (municipal, provincial and federal) partnerships.

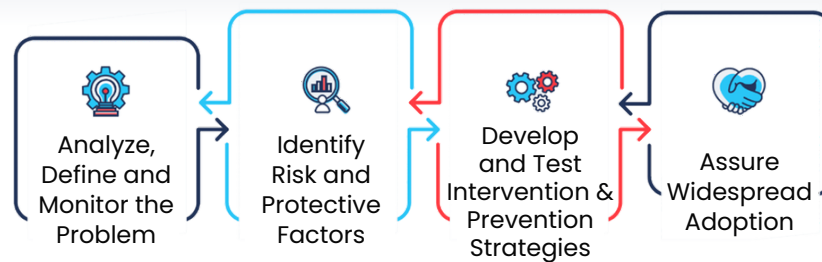
PHASE 3

Development & Implementation of Innovative Solutions:

- Develop policy and a national strategy with community consultation, multi sectoral, and tri-level government involvement.
- Establish, operationalize, and evaluate qualitative and quantitative Key Performance Indicators (KPI) to mitigate root causes of violence and ultimately enhance safer and thriving communities.
- Pilot new culturally reflective programs and services through social innovation and consistently measure their efficacy and effectiveness.

PUBLIC HEALTH APPROACH

- Focuses on the entire population through large-scale intervention and prevention programs
- Works to address risk and protective factors that determine the health and well-being of a population



YOUTH ASSOCIATION FOR ACADEMICS, ATHLETICS & CHARACTER EDUCATION

- Black-led, Black-focused, and Black-serving organization
- Provides culturally reflective programs and services to mitigate the opportunity gap for racialized and under-resourced communities
- Uses strength-based approaches to advocate for and create safer communities
- Serves 1000+ families and clients annually with programs focused on Academics, Athletics, Expanded Opportunities, Employment, and Violence Prevention & Intervention through accessible programs and services.

**PARTNERS
IN CRIME
PREVENTION**

TWP
TOWARDS PEACE

TORONTO

**NEW
NARRATIVE**

**Public Safety
Canada
Sécurité publique
Canada**

CORE VALUES: ANALYSIS • AWARENESS • ADVOCACY • ACCOUNTABILITY • ACTION • ACCESS

✉ djones@yaaace.com

🌐 www.yaaace.com

📍 45 Norfinch Dr, North York

☎ 416.617.5121

[1] Infographic: Homicide in Canada, 2022 (statcan.gc.ca)

[2] e053859.full.pdf (bmj.com) See page 5, Table 1

[3] Infographic: Homicide in Canada, 2022 (statcan.gc.ca)

[4] Shootings | Toronto Police Service Public Safety Data Portal

[5] 2015-r022-en.pdf (publicsafety.gc.ca)

[6] Number, percentage + rate of homicide victims, by racialized identity group, gender & region (statcan.gc.ca)

[7] Number, percentage + rate of homicide victims, by racialized identity group, gender & region (statcan.gc.ca)

[8] Infographic: Homicide in Canada, 2022 (statcan.gc.ca)

[9] Costs of Crime and Criminal Justice Responses